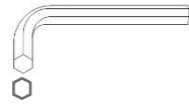


## Care Instructions

- This tabletop is made from hand-brushed, wood-effect aluminium. While it has been treated with a protective lacquer during production, please avoid contact with sharp or abrasive objects
- Please keep away from sources of extreme heat and naked flames
- Do not sit or stand on this table
- We recommend cleaning this product periodically with warm, soapy water and a cloth or non-abrasive brush. Do not use harsh or abrasive chemicals
- To keep your product looking its best, we would always recommend covering with a suitable furniture cover when not being used for longer periods. Throughout the winter months either bring indoors or cover as above. Failure to do so may invalidate your warranty.


## Necessary Tools Supplied



You will find a pack within this box tied to a red ribbon which contains the fittings.















**WARNING** – the fittings pack contains **SMALL ITEMS** which are a potential choking hazard and should be kept away from children at all times.

## Assembly Requirements

Number of people required to assemble	
Approximate Assembly time	25 minutes

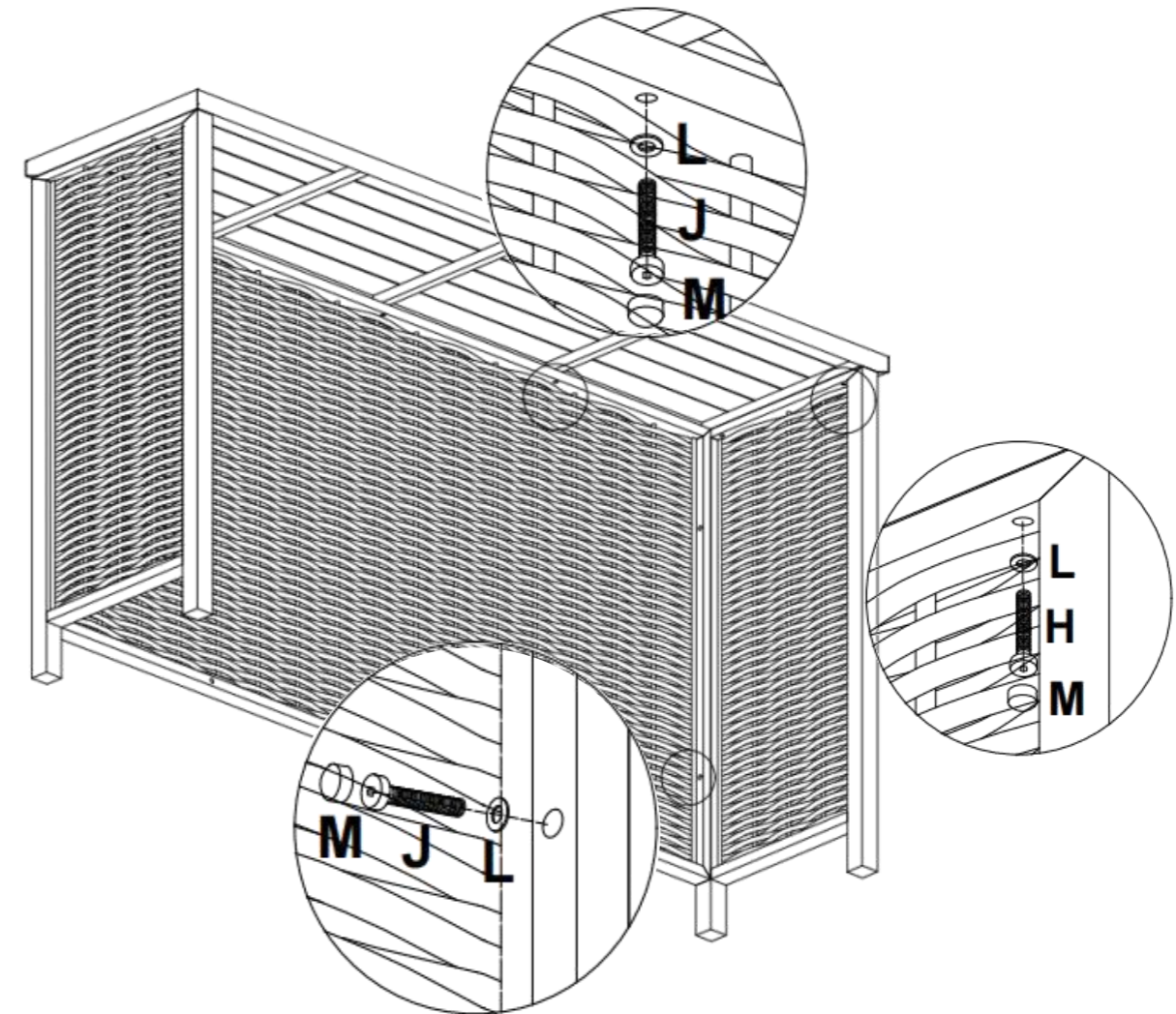
Read this leaflet in full before commencing assembly.

## Part List Supplied

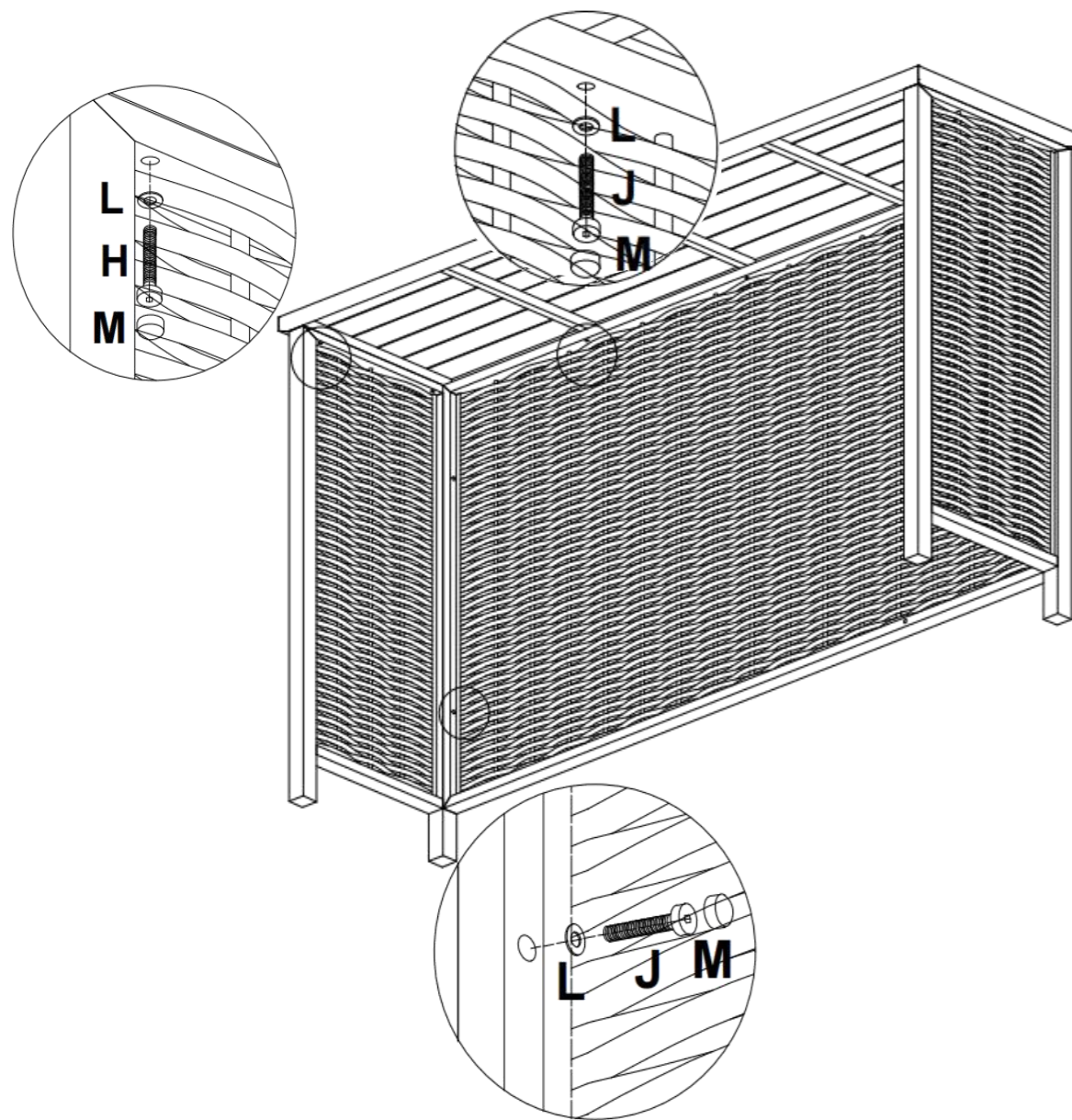
Ref	Part	Image	Qty	Ref	Part	Image	Qty	Ref	Part	Image	Qty
A	TABLE TOP 1		2	B	SIDE PANEL 1		2	C	SIDE PANEL 2		2
D	TABLE TOP 2		1	E	BACK PANEL 1		1	F	BACK PANEL 2		2
G	BOLT (M6*20)		4	H	BOLT (M6*30)		11	J	BOLT (M6*35)		14
K	BOLT (M6*55)		2	L	METAL WASHER		31	M	BOLT CAP		31
G	ALLEN KEY		1	H	TOUCH UP PAINT		1				

## Assembly Instructions

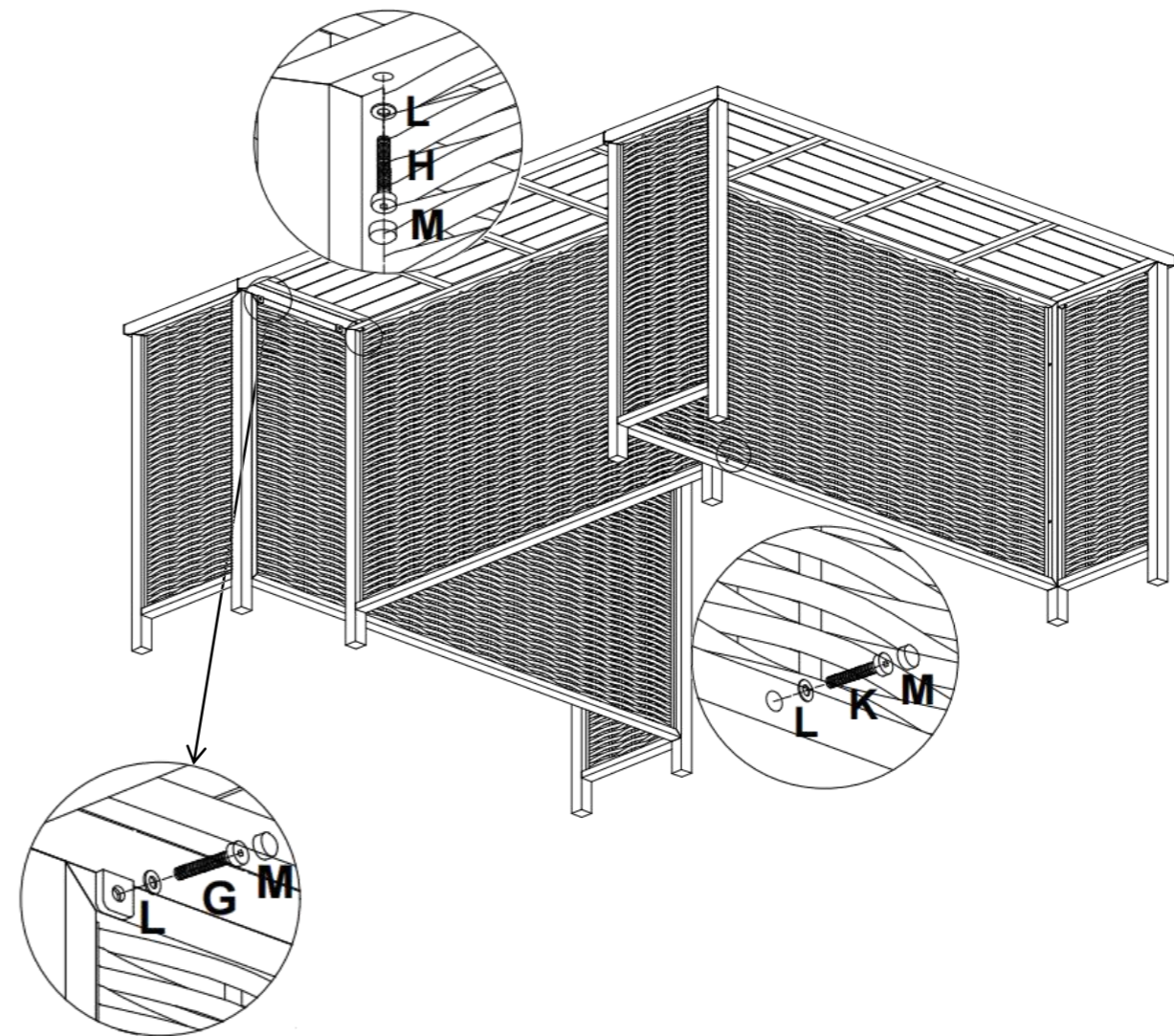
### Step 1



**Step 2**



**Step 3**



PLEASE ENSURE ALL FIXINGS ARE LEFT LOOSE DURING ASSEMBLY BUT ARE SECURELY TIGHTENED UPON COMPLETION.



## General Warranty Conditions

The warranty applies to the original purchaser from the date of purchase and covers manufacturing faults and defects only. If an item should fail as a result of a manufacturing fault or defect under normal domestic use, the manufacturer at their discretion will repair, refinish or replace the failed item.

The manufacturer reserves the right to substitute failed items with a similar product should the model or colour no longer be available. Any replacement will be for the failed item only, not a complete set. The original warranty period is not extended in the event of a repair, refinish or replacements.

In the event of a failure, it is the customer's responsibility to return the item to the store of purchase along with a copy of the receipt. Warranty specifically excludes general wear and tear, rusting of steel components and parts, corrosion, commercial use and damage caused as a result of failure to observe reasonable care, maintenance and assembly instructions for both furniture and hardware.



## ASSEMBLY AND CARE INSTRUCTIONS

### Thornton Bar Table



Fern Living

Bigby High Road, Brigg, DN20 9HE.

For contact information please visit our website:

[www.fernliving.co.uk](http://www.fernliving.co.uk)

**This is an important document.  
Please retain for future reference.  
Please keep your receipt of purchase. Please note we are unable  
to process any warranty claim without proof of purchase.**